


# ADM Combination Inspection Sytem



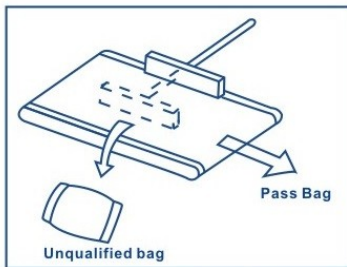
## Combination inspection system

The combination inspection system offers a number of functions Mechanically, Electronically and via the User Interface Sytem. It allows the ability to detect for Ferrous, non ferrous and stainless steel foreign parts in packed foods. The system also offers a scalable approach to inspect difficult products such as dairy, meat and salads.

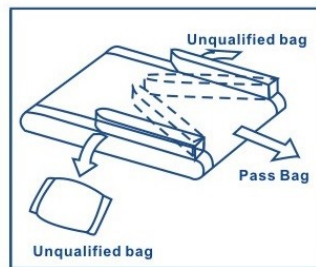
The checkweigher is a balanced system design that includes a finely tuned conveyor to check passing products for accurate weight and low tolerance.

## Features

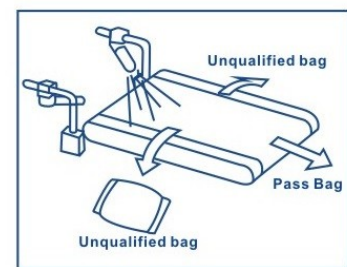
- Stainless steel construction
- Automatic program setting
- Production record saved on board
- PLC control system
- HMI Touch screen 5.7"
- Boptional reject system
- Easy access for cleaning
- Custom built to suit



Pneumatic pusher



Arm-reject



Air blowing

	ADM- MC2100	ADM- MC2150
Detection	Fe >= 0.8mm, SS >= 1.5mm	Fe >= 1.0mm, SS >= 2.0mm
Detector Aperture size	300W x 100H	300W x 150H
Weighing - range	10-2000g	10-2000g
Speed	70ppm	70ppm
Accuracy	± 1g	± 1g
Product size	350L, 300W, 100H	350L, 300W, 150H
Weigh belt size	420L, 300W	420L, 300W
Preset programs	10	10
Reject method	Refer above diagram	Refer above diagram
Power supply	240V, 400W	240V, 450W