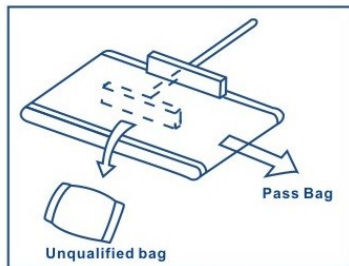


# ADM Checkweigher

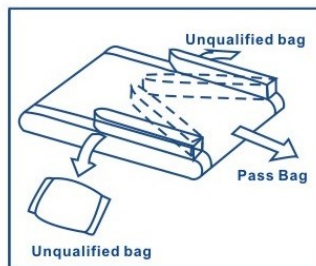


## Feature:

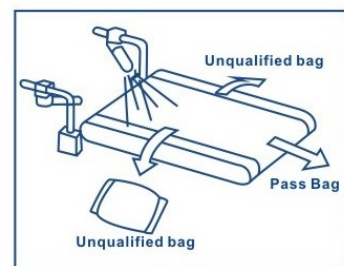
- Stainless Steel Construction
- Automatic program settings
- Production records save onboard
- PLC control system
- HMI Touch screen 5.7"
- Belt tracking
- User friendly
- Optional reject systems as shown below
- Optional Record printing



Pneumatic pusher



Arm-reject



Air blowing

Model	ADM-CW1000	ADM-CW2000
Weighing range	10-1000g	10-2000g
Weighing speed	80ppm	80ppm
Product size	350L, 220W, 120H	350L, 300W, 120H
Weigh belt size	420L, 220W	420L, 300W
Graduation min	0.1g	0.1g
Accuracy	± 1g	± 1g
Preset programs	10	10
Reject method	Refer above diagram	
Power supply	240V, 400W	240V, 400W



## ADM Packaging Technology P/L

3 Kerr Street, Preston, Vic, 3072, Australia

Ph: 03 9484 8791 Fax: 03 9484 7506

Email: [info@admpt.com.au](mailto:info@admpt.com.au) Website: [www.admpt.com.au](http://www.admpt.com.au)